

Tuples and lists

- tuples
- lists
- mutability
- list comprehension
- for-if, for-for
- list()
- any(), all()
- enumerate(), zip()

Tuples

(value₁, value₂, ... , value_k)

- Tuples can contain a sequence of zero or more elements, enclosed by " (" and ")" "
- Tuples are **immutable**
- Tuple of length 0: ()
- Tuple of length 1: (value,)
Note the comma to make a tuple of length one distinctive from an expression in parenthesis
- In many contexts a tuple with ≥ 1 elements can be written without parenthesis
- Accessors to lists also apply to tuples, slices, ...

Python shell

```
> (1, 2, 3)
| (1, 2, 3)
> ()
| ()
> (42)
| 42
> (42,)
| (42,)
> 1, 2
| (1, 2)
> 42,
| (42,)
> x = (3, 7)
> x
| (3, 7)
> x = 4, 6
> x
| (4, 6)
> x[1] = 42
| TypeError: 'tuple' object does
not support item assignment
```

Question – What value is $((42,))$?

a) 42

b) (42)



c) (42,)

d) ((42,),)

e) Don't know

Question – What is `x` ?

```
x = [1, [2, 3], (4, 5)]  
x[2][0] = 42
```

a) `[1, [42, 3], (4, 5)]`

b) `[1, [2, 3], (42, 5)]`

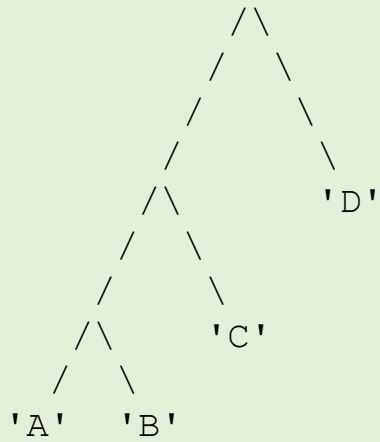
c) `[1, [2, 3], 42]`



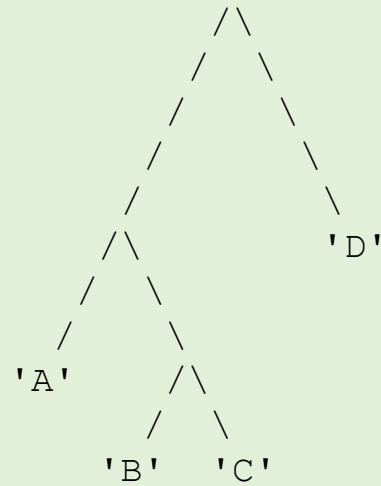
d) `TypeError`

e) `Don't know`

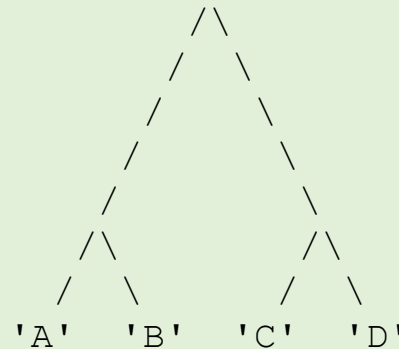
Question – What tree is $('A', (('B', 'C'), 'D'))$?



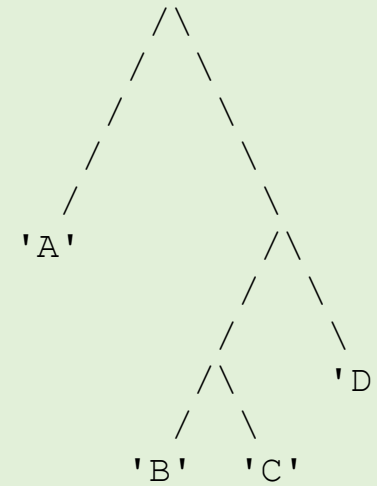
a)



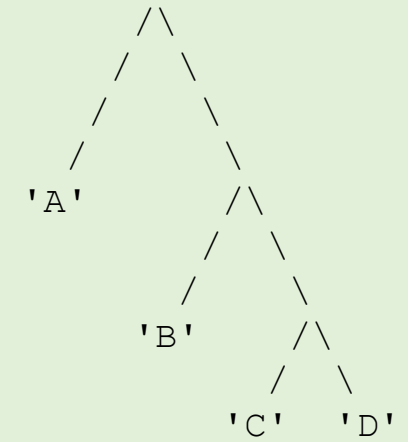
b)



c)



d)



e)

f) Don't know

Tuple assignment

Python shell

```
> point = (10, 25)
> x, y = point
> x
| 10
> y
| 25
```

- Parallel assignments

$$x, y, z = a, b, c$$

is a short hand for a tuple assignment (right side is a single tuple)

$$(x, y, z) = (a, b, c)$$

- First the right-hand side is evaluated completely, and then the individual values of the tuple are assigned to x, y, z left-to-right (length must be equal on both sides)

Nested tuple/lists assignments

- Let hand side can be nested (great for unpacking data)

```
(x, (y, (a[0], w)), a[1])  
= 1, (2, (3, 4)), 5
```

- [...] and (...) on left side matches both lists and tuples of equal length (but likely you would like to be consistent with type of parenthesis)

Python shell

```
> two_points = [(10, 25), (30, 40)]  
> (x1, y1, x2, y2) = two_points  
| ValueError: not enough values to  
| unpack (expected 4, got 2)  
> ((x1, y1), (x2, y2)) = two_points  
> a = [None, None]  
> v = ((2, (3, 4)), 5)  
> ((y, (a[0], w)), a[1]) = v  
> a  
| [3, 5]  
> [x, y, z] = (3, 5, 7)  
> (x, y, z) = [3, 5, 7]  
> [x, (y, z), w] = (1, [2, 3], 4)  
> [x, (y, z), w] = (1, [2, (5, 6)], 4)  
> z  
| (5, 6)
```

Tuples vs lists: $a += b$


- Lists


Extends existing list, i.e. same as `a.extend(b)`

- Tuples

Must create a new tuple `a + b` and assign to `a` (since tuples are immutable)

Python shell

```
> x = [1, 2]
> y = x
> y += [3, 4]
> x
| [1, 2, 3, 4] 
> y
| [1, 2, 3, 4]

> x = (1, 2)
> y = x
> y += (3, 4)
> x
| (1, 2) 
> y
| (1, 2, 3, 4)
```


*variable assignment

- For a tuple of variable length a single **variable name* on the left side will be assigned a list of the remaining elements not matched by variables preceding/following *

- *Example*

`a, *b, c = t`

is equivalent to

`a = t[0]`

`b = t[1:-1]`

`c = t[-1]`


- There can be a single * in a left-hand-side tuple (but one new * in each nested tuple)

Python shell

```
> (a,*b,c,d) = (1,2,3,4,5,6)
> b
| [2, 3, 4]
> (a,*b,c,d) = (1,2,3)
> b
| []
> (a,*b,c,d) = (1,2)
| ValueError: not enough values to
| unpack (expected at least 3, got 2)
> v = ((1,2,3),4,5,6,(7,8,9,10))
> ((a,*b),*c,(d,*e)) = v
> b
| [2, 3]
> c
| [4, 5, 6]
> e
| [8, 9, 10]
```

Question – What is b ?

$(*a, (b,), c) = ((1, 2), ((3, 4)), ((5,)), (6))$

- a) (1, 2)
- b) (3, 4)
-  c) 5
- d) (5,)
- e) (6)
- f) Don't know

List comprehension (cool stuff)

- Example:

```
[ x*x for x in [1, 2, 3]]
```

returns

```
[1, 4, 9]
```

- General

```
[expression for variable in sequence]
```

returns a list, where *expression* is computed for each element in *sequence* assigned to *variable*

Python shell

```
> [2*x for x in [1,2,3]]  
| [2, 4, 6]  
> [2*x for x in range(10,15)]  
| [20, 22, 24, 26, 28]  
> [2*x for x in "abc"]  
| ['aa', 'bb', 'cc']  
> [(None, None) for _ in range(2)]  
| [(None, None), (None, None)]
```

List comprehension (more cool stuff)

- Similarly to the left-hand-side in assignments, the variable part can be a (nested) tuple of variables for unpacking elements:

[expression for tuple of variables in sequence]

Python shell

```
> points = [(3,4), (2,5), (4,7)]
> [(x, y, x*y) for (x, y) in points]
| [(3, 4, 12), (2, 5, 10), (4, 7, 28)]
> [(x, y, x*y) for x, y in points]
| [(3, 4, 12), (2, 5, 10), (4, 7, 28)]
> [x, y, x*y for (x, y) in points]
| SyntexError: invalid syntax
```



parenthesis required for
the constructed tuples

List comprehension – for-if and multiple for

- List comprehensions can have nested for-loops

`[expression for v1 in s1 for v2 in s2 for v3 in s3]`

- Can select a subset of the elements by adding an if-condition

`[expression for v1 in s1 if condition]`

- and be combined...

Python shell

```
> [(x,y) for x in range(1,3) for y in range(4,6)]  
| [(1, 4), (1, 5), (2, 4), (2, 5)]
```

```
> [x for x in (1,2) for x in (4,5)]  
| [4, 5, 4, 5]
```




```
> [x for x in range(1,101) if x % 7 == 1 and x % 5 == 2]  
| [22, 57, 92]
```

```
> [(x, y, x*y) for x in range(1, 11) if 6 <= x <= 7 for y in range(x, 11) if 6 <= y <= 7 and not x == y]  
| [(6, 7, 42)]
```

Question – What will print the same?

```
points = [(3,7), (4,10), (12,3), (9,11), (7,5)]  
print([(x, y) for x, y in points if x < y])
```

- a) `print([x, y for x, y in points if x < y])`
- b) `print([(x, y) for p in points if p[0] < p[1]])`
-  c) `print([p for p in points if p[0] < p[1]])`
- d) `print([[x, y] for x, y in points if x < y])`
- e) Don't know

any, all

- `any(L)` checks if at least one element in the sequence `L` is true (list, sequence, strings, ranges, ...)

```
any([False, True, False])
```

- `all(L)` checks if all elements in the sequence `L` are true

```
all([False, False, True])
```

- `any` and `all` returns `True` or `False`

Python shell

```
> any((False, True, False))
| True
> any([False, False, False])
| False
> any([])
| False
> all([False, False, True])
| False
> all((True, True, True))
| True
> all(())
| True
> L = (7, 42, 13)
> any([x == 42 for x in L])
| True
> all([x == 42 for x in L])
| False
```

enumerate

```
list(enumerate(L))
```

returns

```
[(0, L[0]), (1, L[1]), ..., (len(L)-1, L[-1])]
```

Python shell

```
> points = [(1,2), (3,4), (5,6)]
> [(idx, x*y) for idx, (x, y) in enumerate(points)]
| [(0, 2), (1, 12), (3, 30)]
> L = ('a', 'b', 'c')
> list(enumerate(L))
| [(0, 'a'), (1, 'b'), (2, 'c')]
> L_ = []
> for idx in range(len(L)):
>     L_.append((idx, L[idx]))
> print(L_)
| [(0, 'a'), (1, 'b'), (2, 'c')]
```


zip

`list(zip(L1, L2, ..., Lk)) = [(L1[0], L2[0], ..., Lk[0]), ..., (L1[n], L2[n], ..., Lk[n])]`
where $n = \min(\text{len}(L_1), \text{len}(L_2), \dots, \text{len}(L_k))$

- Example (“matrix transpose”):

```
list(zip([1, 2, 3],  
        [4, 5, 6],  
        [7, 8, 9]))
```

returns

```
[(1, 4, 7),  
 (2, 5, 8),  
 (3, 6, 9)]
```

Python shell

```
> x = [1, 2, 3]  
> y = [4, 5, 6]  
| zip(x, y)  
> <zip at 0xb02b530>  
> points = list(zip(x, y))  
> print(points)  
| [(1, 4), (2, 5), (3, 6)]
```


Python shell

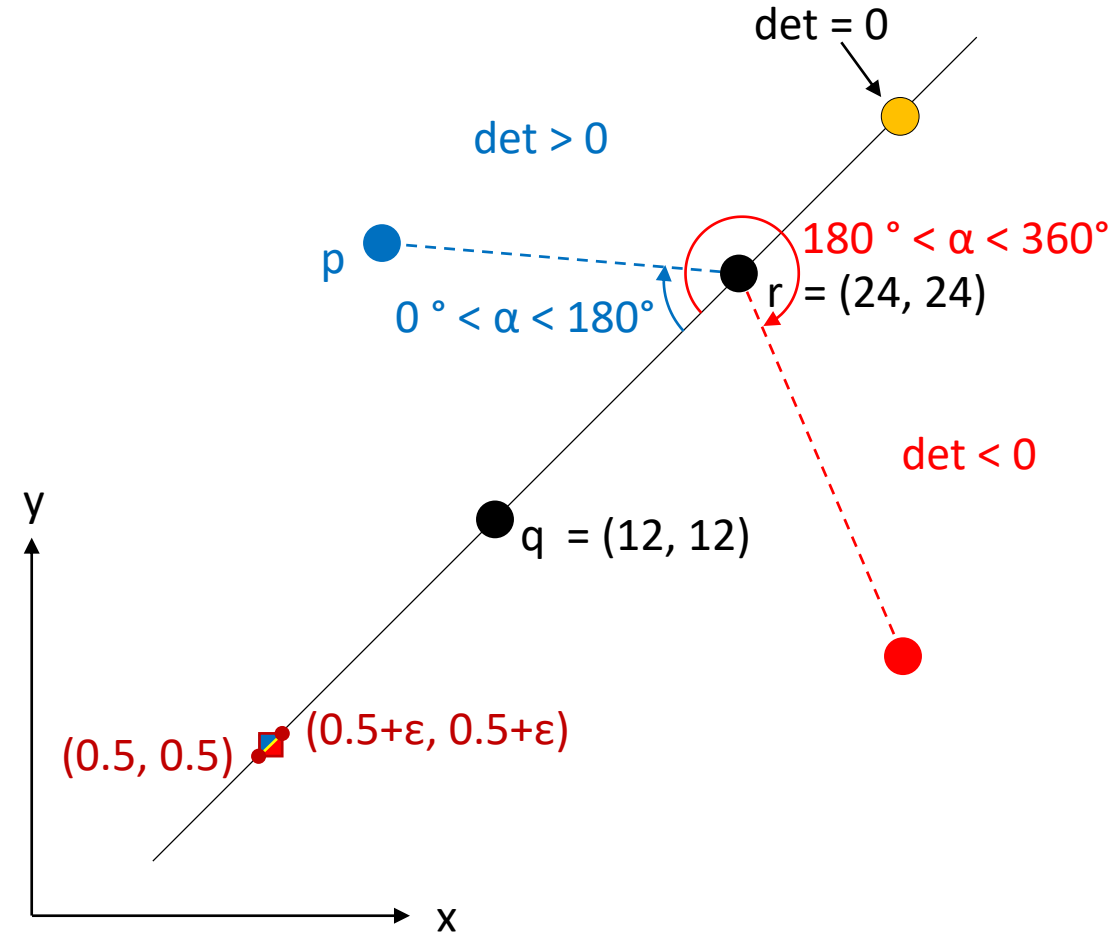
```
> first = ['Donald', 'Mickey', 'Scrooge']
> last = ['Duck', 'Mouse', 'McDuck']
> for i, (a, b) in enumerate(zip(first, last), start=1):
>     print(i, a, b)

| 1 Donald Duck
| 2 Mickey Mouse
| 3 Scrooge McDuck
```

Geometric orientation test

Purpose of example

- illustrate tuples
- list comprehension
- matplotlib.pyplot
- floats are strange 



$$\det = \begin{vmatrix} 1 & q_x & q_y \\ 1 & r_x & r_y \\ 1 & p_x & p_y \end{vmatrix} = \underbrace{r_x p_y - p_x r_y - q_x p_y + p_x q_y + q_x r_y - r_x q_y}$$

6 ! = 720 different orders to add 

sign-plot.py

```
import matplotlib.pyplot as plt

N = 256
delta = 1 / 2**54
q = (12, 12)
r = (24, 24)
P = [] # points (i, j, det)

for i in range(N):
    for j in range(N):
        p = (1/2 + i * delta, 1/2 + j * delta)
        det = (q[0]*r[1] + r[0]*p[1] + p[0]*q[1]
              - r[0]*q[1] - p[0]*r[1] - q[0]*p[1])
        P.append((i, j, det))

pos = [(i, j) for i, j, det in P if det > 0]
neg = [(i, j) for i, j, det in P if det < 0]
zero = [(i, j) for i, j, det in P if det == 0]

plt.subplot(facecolor='lightgrey', aspect='equal')
plt.xlabel('i')
plt.ylabel('j', rotation=0)

for points, color in [(pos, "b"), (neg, "r"), (zero, "y")]:
    X = [x for x, y in points]
    Y = [y for x, y in points]
    plt.plot(X, Y, color + ".")

plt.plot([-1, N], [-1, N], "k-")
plt.show()
```

